



***LC1202 Series Data Sheet
High Voltage Power Supply
Capacitor Charging and DC
Output Voltage from 1kV - 30kV
Output Power 12kJ/sec or 15kW
Compact Water-cooled Design
Full local and remote control***



TDK-Lambda

www.us.tdk-lambda.com/hp

LC1202 Series Specification

High performance, high rep rate water-cooled capacitor charging and DC power supplies available in 12kJ/sec for capacitor charging, or 15kW⁽¹⁾ in continuous DC applications.

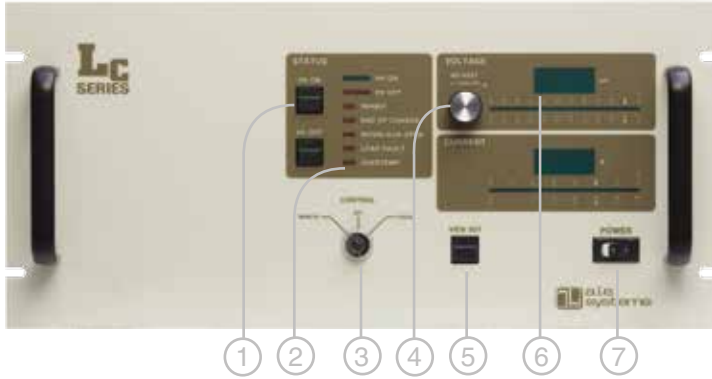
- Power rating of 12kJ/sec, 13.5kJ/sec peak
- Compact water cooled rack mount package
- Option Remote Voltage Sense input
- Configurable 208 or 400VAC 3Ø input⁽²⁾
- Full remote control interface
- Better than 0.1% pulse-pulse repeatability at rep rates to 2kHz
- Output Voltages from 0-1kV to 0-30kV
- Passive PFC (pf = 0.9)
- Full local output voltage and HV On/Off controls (L version)
- Lab, Slave, or OEM front panel options

Average Capacitor Charging Power	12,000 Joules/sec ($\frac{1}{2}CV^2 \times \text{Rep Rate}$)
Peak Capacitor Charging Power	13,500 Joules/sec ($\frac{1}{2}CV^2 / t_{\text{charge}}$)
Average Continuous DC Power	15,000 Watts ⁽¹⁾
Output Voltage Range	1, 2, 4, 5, 10, 15, 20, 30kV, variable from 10-100% of rated
Polarity	Available as fixed Positive or Negative. Please specify at time of ordering
HV Output Cable	All Models - DS2214 Coaxial cable with proprietary HV connector
HV Insulating Medium	XIAMETER® PMX-561 Transformer Liquid
AC Input Voltage, Current	3P208 - 208VAC (180-264) 3Ø, 50A max or 3P400 - 400VAC (340-460) 3Ø, 26A max or 3P480 - 480VAC (432-528) 3Ø, 20A max - specify at time of ordering
AC Connector	UL/CSA approved terminal block. 3Ø + $\overline{\text{N}}$
AC Line Contactor	UL/CSA approved AC line contactor (standard on LC1202L and S, option for OEM)
Power Factor	Passive PFC pf = 0.9 at full load and nominal AC line
Efficiency	Better than 90% at full load
Front Panel	LC1202L - Voltage Control, Voltage & Current Meters, Status Indicators LC1202S - On/Off Switch, Status Indicators LC1202-OEM - Blank front panel
Stability	0.2% per hour after 1 hour warmup
Temperature Coefficient	100ppm per °C typical
Stored Energy	Less than 0.3J all models
Pulse to Pulse Repeatability	±0.1% to 300Hz std, ±0.1% to 1000Hz optional, consult factory for higher rep rates
Dimensions - inches (mm)	19 (483) W x 8.72 (222) H x 17 (432) D
Weight - lbs (kg)	100 (46)
Ambient Temperature	Storage: -20 to +70°C. Operating: +5 to +45°C
Altitude	Storage: 40,000ft (12,000m), Operating: 9,900ft (3,000m)
Humidity	10-90%, non-condensing
Cooling	Flowed water at 2US GPM (7.6L/min) max. inlet temperature 35°C. All water paths are at ground potential and are copper, brass or Buna-N hose.
Protection	Open/short circuits, Overloads, Arcs, Overtemp, Overvoltage, Safety Interlock
Remote Control (all models)	Via 25-pin D-sub connector on rear of unit, Signals include, Vprogram (0-10V), HV Enable/Reset, Inhibit, Summary Fault, Load Fault, Vanalog, Vpeak
Accessories	10ft HV cable, operating manual
Options	EN - Low Enable. Replaces standard high enable 5V - 0-5V Analog programming. Replaces standard 0-10V programming. LP - Latching Overload Protection, requires HV reset after overload fault DC - Continuous DC operation CT - AC line contactor (option for LC1202-OEM models only, standard for L and S) RS - Remote load voltage sense replaces local sense Double terminated HV cable, and mating bulkhead connector
Ordering Info	Model - XXkV - POS (or NEG) - 3PYYY - ZZ (options)
Ordering Examples	LC1202L-10kV-POS-3P208, LC1202S-1kV-NEG-DC-3P400

(1) Continuous DC output power de-rated to 12,000W average with 208VAC 3Ø line voltage (2) Requires conversion kit supplied with unit
All specifications subject to change without notice


LC1202 Series Mechanical Details

LC1202L Front View



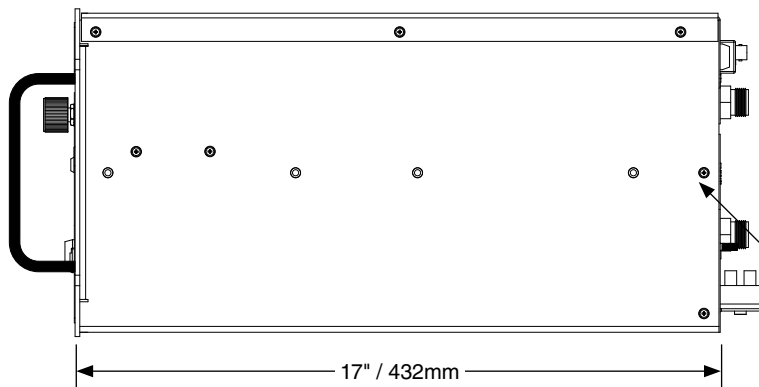
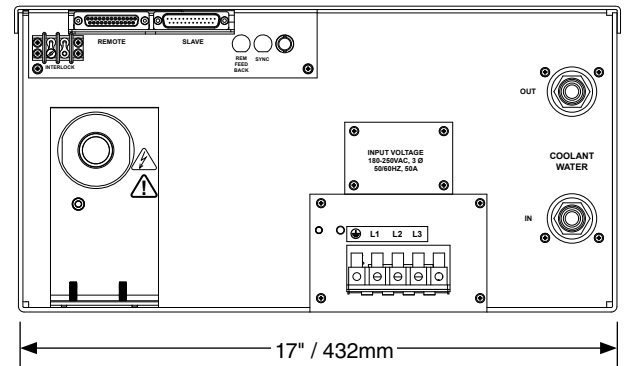
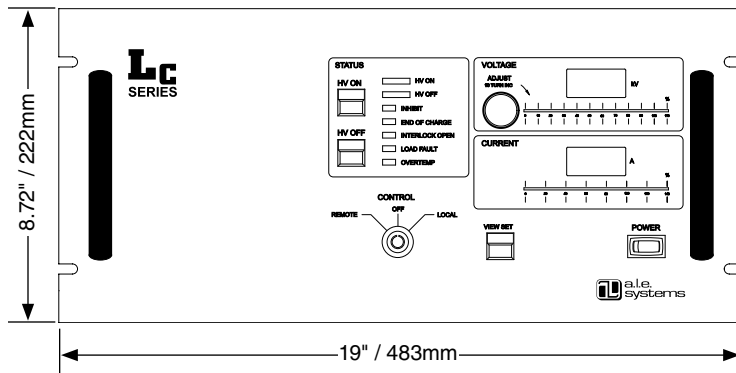
- 1 - HV On/Off Push Buttons (L model only)
- 2 - Status Indicator LEDs (L and S models only)
- 3 - Local/Remote Keyswitch (L model only)
- 4 - 10-Turn HV Output Control (L models only)
- 5 - View Set Push Button (L models only)
- 6 - Output Voltage and Current Displays (L models only)
- 7 - Power Switch (L and S models only)

LC1202L Rear View



- 8 - Interlock Terminals (L and S models only)
- 9 - Ground Stud
- 10 - HV Output Connector
- 11 - Remote Programming Connector
- 12 - Slave Supply Programming Connector (L models only)
- 13 - Remote Sense Input (optional)
- 14 - Inhibit BNC (L models only)
- 15 - AC Input Terminal Block
- 16 - Cooling water outlet (Swagelok 12mm)
- 17 - Cooling water inlet (Swagelok 12mm)

Outline Drawings



Chassis slide mounting holes

Notes:

- 1 - Chassis slide mounting pattern matches General Devices CT series or equivalent with 3.875" hole spacing.
- 2 - Cooling air exits rear of unit and enters at either side. Do not block air vents or cooling fan and allow several inches of clearance at rear of unit.
- 3 - Allow 6" bend radius at rear of unit for HV cable.

GLOBAL HIGH VOLTAGE NETWORK

NORTH AMERICA

TDK-Lambda Americas Inc., Programmable and High Voltage
405 Essex Rd. Neptune, NJ 07753
Tel: +1-732-922-9300, Fax: +1-732-922-1441
E-mail: andy.tydeman@us.tdk-lambda.com
Web: www.us.tdk-lambda.com/hp

CANADA

ACA TMetrix
3585 Laird Road, Mississauga
Ontario L5L 5Y4
Tel: +1-905-890-2010, Fax: +1-905-890-1959
E-mail: lambda@aca.ca, Web: tmetrix.com

UK

Pulse Power & Measurement Ltd.
65 Shrivenham Hundred Business Park
Watchfield, Swindon
Wiltshire, SN6 8TY
Tel: +44-1793-784389, Fax: +44-1793-784391
Email: sales@ppm.co.uk, Web: www.pmpower.co.uk

IRELAND

FRANCE

TDK-Lambda France
3 Avenue du Canada, Parc Technopolis - Bâtiment Sigma
91940 Les Ulis
Tel: +33 1 60 12 71 65, Fax: +33 1 60 12 71 66
Email: france@fr.tdk-lambda.com
Web: www.fr.tdk-lambda.com

BELGIUM

SPAIN

NETHERLANDS

LUXEMBOURG

GERMANY

Guth High Voltage GmbH
Spitzenbergstrasse 6
D – 73084 Salach
Tel: +49-7162-948930, Fax: +49-7162-9489399
Email: kontakt@guth-hv.de, Web: www.guth-hv.de

AUSTRIA

SWITZERLAND

ITALY

TDK-Lambda Italy
Via dei Lavoratori 128/130
IT 20092 Cinisello Balsamo (MI)
Tel: +39-02-6129-3863, Fax: +39-02-6129-0900
Email: info.italia@it.tdk-lambda.com
Web: www.it.tdk-lambda.com

SCANDINAVIA

BALTICS

Divisoft AB
Sturevägen 3, SE-177 56 Järfälla
Tel: +46 8 540 248 09, Fax: +46 8 501 096 53
Email: iain@divisoft.se, Web: www.divisoft.se

ISRAEL

RUSSIA

UKRAINE

TDK-Lambda Israel Ltd.
56th Hachroshet st., Industry zone, Karmiel, 2161401
Tel: +972-3-9024-333, Fax: +972-3-9024-777
Email: info@tdk-lambda.co.il, Web: www.tdk-lambda.co.il

BRAZIL

Suplitec
Rua Sena Madureira 455, Belo Hte - 31340-000
Tel: +55-31-3498 1177, Fax: +55-31-3441 0841
Email: vendas@suplitec.com.br, Web: www.suplitec.com.br

MEXICO

AcMax De Mexico
39 Poniente 3515 Piso 5, Col. Las Animas, Puebla, Pue. C.P. 72400
Tel: +52-800-211-0060, Fax: +52-264-1445
Email: edaena@acmax.mx, Web: www.acmax.mx

JAPAN

KOREA

Electronics Optics Research, Ltd
4-26-19 Koenji-Minami
Suginami-ku, Tokyo 166-0003
Tel: +81-333-145699, Fax: +81-333-142333
Email: imamura@eor.jp, Web: www.eor.jp

CHINA

TDK-Lambda Shanghai Office
5th Floor Kehui Tower, 1188 Qinzhou Road (North),
Xuhui District, Shanghai, 200233 P.R. China
Tel: +86-21-64850777, Fax: +86-21-64850666
Email: sales-sh@cn.tdk-lambda.com
Web: www.cn.tdk-lambda.com

MALAYSIA

TDK-Lambda Malaysia
Lot 709, Nilai Industrial Estate,
71800, Nilai,
Negeri Sembilan, Malaysia
Tel: +60-3-7957-8800 Fax: +60-3-7958-2400

SINGAPORE

PHILIPPINES

THAILAND

TDK-Lambda Singapore
1008 Toa Payoh North # 06-01/08
Singapore 318996
Tel: +65-6251-7211 Fax: +65-6250-9171
Web: www.tdk-lambda.com.sg

INDIA

TDK-Lambda India
No.989, 1st Cross, 2nd Floor, 13th Main,
HAL 2nd Stage, Bangalore, Karnataka, India – 560 008
Tel: +91-80-43550500, Fax: +91-80-43550501
Email: mathew.philip@in.tdk-lambda.com

SOUTH AFRICA

PaR Systems (Pty) Ltd.
Pretoria, South Africa
Tel: +27-12-5480370, Fax: +27-12-5480447
Email: ndupreez@par.com
Web: www.sdilasers.com



TDK-Lambda Americas Inc. 405 Essex Road, Neptune, NJ 07753 USA
Tel: +1 732 922 9300 Fax: +1 732 922 1441
www.us.tdk-lambda.com/hp

93 008 012 Rev F